

Bottles, Cans, PET bottles, Spray cans, Lighters

Bottles

- Beer bottles
- Glass bottles
- Jam bottles



Cans

- Aluminum cans
- Steel cans
- Can of beers
- Juice cans
- Cans of sweets, etc.



PET bottles

- For beverages
 - For alcoholic beverages
 - For soy sauces, etc.
- What is displayed as PET1



Spray cans, lighters




Use up the contents of spray cans and lighters as much as possible. (They will be collected even if contents remain.)

How to put out a detached house



Please put it in a basket etc. and put it out in a place that is easy to collect on the site facing the road.

How to put out an apartment house



Please put it out in the designated place.

Used Paper, Used Cloth

※ Used paper is collected even on rainy days.



Magazines and miscellaneous papers

(Target items: Note paper, sweets, tissue, retort food boxes, etc.)

Shredder papers

(Do not mix carbon-based paper or thermal paper.)

Beverage packs

Aluminum coated papers



Newspapers (including fliers)



Cardboard

Cloths

- Hats
- Pants
- Swimsuits
- Shoes
- Belts



- Blankets
- Sheets
- Curtains



Bags



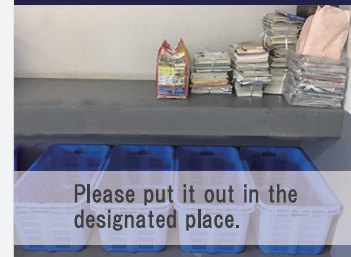
Avoid putting out used clothing, etc. on rainy days because it gathers mold, etc. and therefore cannot be reused.

How to put out a detached house



Please put it out in an easy-to-collect place on the site facing the road.

How to put out an apartment house



Please put it out in the designated place.

How to put together used paper



Tie with a string
Put together in a paper bag.



Rinse, cut open, dry, and make one bundle of five sheets.

How to put together used cloth



Tie with a string. Or, put them in a transparent / translucent bag.

Small Appliances Main items



Electronics



DVDs/video decks

(Including remote control)



Small electric tools



Av cords, Electrical cords



Hairdryers



Rice cookers



Radio-cassette player, Mini-component stereo



Game devices

How to put out a detached house



Please put it out in an easy-to-collect place on the site facing the road.

How to put out an apartment house



Please put it out in the designated place.

Waste Cooking Oil

Cooking oil such as vegetable oil.



Tighten the container to prevent spills.



Kerosene, engine oil, machine oil, etc. Cannot be collected.

How to put out a detached house



Please put it out in an easy-to-collect place on the site facing the road.

How to put out an apartment house




Please put it out in the designated place.

Metal Items Main items



Tableware, Metal lids



Hangers



Tabletop cooking grills



Dumbbells

(Up to 10 kg per piece)



Frying pans, Kettles, Pots



Tools



Toasters



Thermoses



Tripods

How to put out a detached house



Please put it in a basket etc. and put it out in a place that is easy to collect on the site facing the road. Place large items next to your basket.

How to put out an apartment house



Please put it out in the designated place.